

Document name	【Supplier】Application for new DSC-ID registration	Update	2019/8/4
Function name	Contents	Version	Ver.1.1

## 【Supplier】Application for new DSC-ID registration

### [Flow of the procedure]

#### 1).Supplier : New registration of DSC-ID (2P)

Supplier applies for the new DSC-ID registration from DSC-ID Account Service.

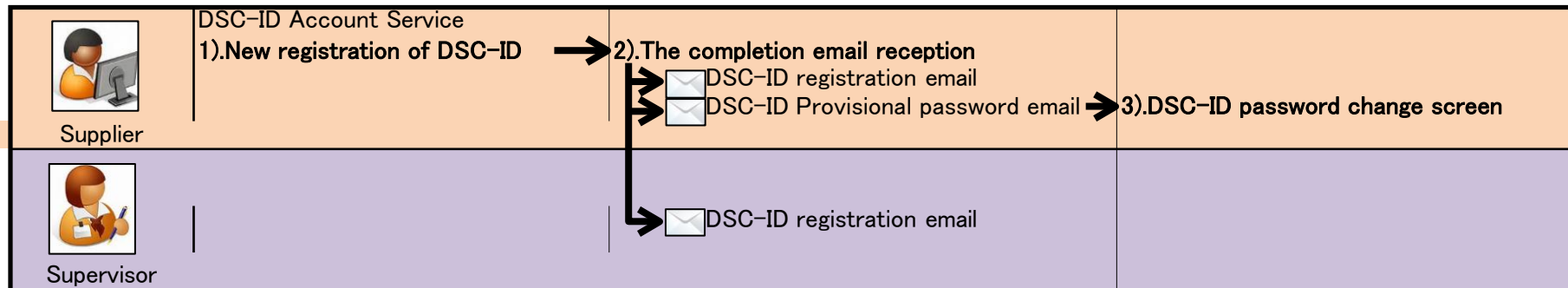
#### 2).Supplier and Supervisor : The completion email reception (15P)

Completion email of the DSC-ID registration reaches Supplier and Supervisor.

Simultaneously, Provisional password email reaches Supplier.

#### 3).Supplier : Provisional password change (17P)

Access the "DSC-ID password change" URL described in the email text. Change provisional password to arbitrary password.



Document name	【Supplier】Application for new DSC-ID registration	Update	2019/8/4
Function name	1).Supplier : New registration of DSC-ID	Version	Ver.1.1

## 【Supplier】Application for new DSC-ID registration

### [Flow of the procedure]

#### 1).Supplier : New registration of DSC-ID

Supplier applies for the new DSC-ID registration from DSC-ID Account Service.

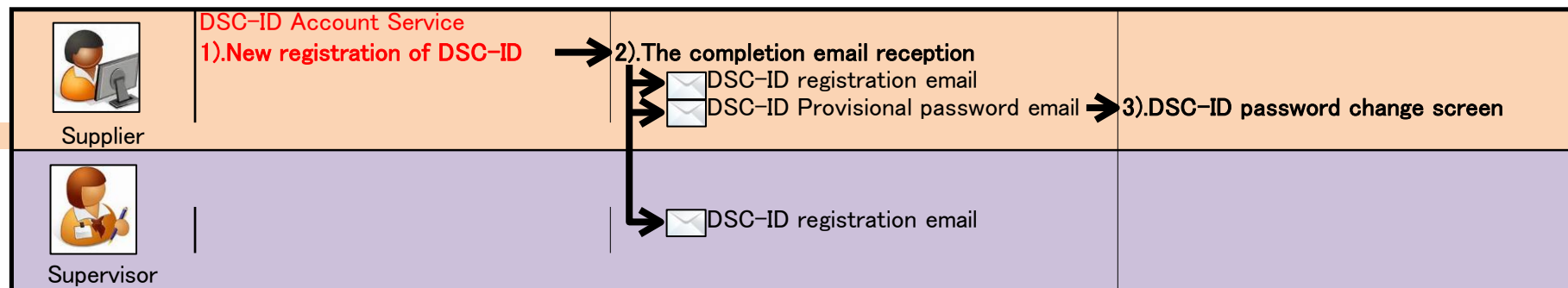
#### 2).Supplier and Supervisor : The completion email reception

Completion email of the DSC-ID registration reaches Supplier and Supervisor.

Simultaneously, Provisional password email reaches Supplier.

#### 3).Supplier : Provisional password change

Access the "DSC-ID password change" URL described in the email text. Change provisional password to arbitrary password.



Document name	【Supplier】Application for new DSC-ID registration	Update	2019/8/4
Function name	1).Supplier : New registration of DSC-ID	Version	Ver.1.1

### 1).Supplier : New registration of DSC-ID

1.Access "Application of new DSC-ID registration" by Web browser.

Click "Application of new DSC-ID registration" in "For Suppliers, and those who work outside the DENSO Group Companies" screen.

#Please use the following browser of "Supported Browsers" for this application.

\*Microsoft Edge

\*Safari (iOS 11 or later)

\*Chrome (Android 7 or later)

DSC-ID Account Service Contact us

## Application of new DSC-ID registration

How to apply differs according to the applicant's type.  
See below to choose an appropriate type of your status, and move on to the application step.

- For temporary office associates and contract workers of DENSO and DENSO Group Companies
  - You cannot apply for a new ID by yourself. Ask a DENSO GC's employee whom you work with to apply for you.
- For suppliers, and those who work outside the DENSO Group Companies
  - You may apply for a new DSC-ID by yourself, from [Application of new DSC-ID registration](#)
- For employees of DENSO and DENSO Group Companies
  - When you newly register a DSC-ID for your temporary office associates, contract workers, or related suppliers, you should apply from [Account Service](#).
  - If you yourself apply for a new DSC-ID, or do it for other DENSO Group employees, apply from [Normal procedure](#)

Copyright © 2017 DENSO CORPORATION. All rights reserved.

For suppliers, and those who work outside the DENSO Group Companies

- You may apply for a new DSC-ID by yourself, from [Application of new DSC-ID registration](#)

Document name	【Supplier】Application for new DSC-ID registration	Update	2019/8/4
Function name	1).Supplier : New registration of DSC-ID	Version	Ver.1.1

2. "Application of new DSC-ID registration" is displayed.  
 Input "First Name" and "Last Name" of "DSC-ID Reg.Info."

Application of new DSC-ID registration

**DSC-ID Reg.Info.** Enter information of the person who uses the ID.

First Name

Last Name

Original Company Name  [Press select to find your company.](#) [select](#)

Department(1st level)

Telephone number(Outside line)

Fax number(Outside line)

E-mail

TENIX-ID

ATSC ID

Information about the account for O365 authentication

Please refer to the following link for the account for O365 authentication that can be registered.  
[DSC-ID HP](#)

Account for O365 authentication  [Please register from the registration button.](#) [Register](#)

**Application information** Enter the ID user's supervisor's information. The contents of application will be sent to the supervisor.

ID expiration date (available to set a date within a year)

Name of your supervisor

E-mail address of your supervisor

If the e-mail address domains (after @) of yours and your supervisor's are different, specify the reason.

Memo (optional)

Information such as the name, affiliation, and contact details that you applied for will be used for the purpose of ID registration / management and user authentication / management / operation of the system that uses this ID. We will take thorough information security measures and manage confidentiality to prevent information leakage and unauthorized use.

[Apply](#) [Close](#)

**DSC-ID Reg.Info.** Enter information of the person who uses the ID.

**First Name**

**Last Name**

**Original Company Name**  [Press select to find your company.](#) [select](#)

**Department(1st level)**

**Telephone number(Outside line)**

**Fax number(Outside line)**

**E-mail**

**TENIX-ID**

**ATSC ID**

<i>Document name</i>	【Supplier】Application for new DSC-ID registration	<i>Update</i>	2019/8/4
<i>Function name</i>	1).Supplier : New registration of DSC-ID	<i>Version</i>	Ver.1.1

3. Click "Select" of "Original Company Name" field.

DSC-ID Reg. Info. Enter information of the person who uses the ID.

First Name

Last Name

Original Company Name Press select to find your company.

Department(1st level)

Telephone number(Outside line)

Fax number(Outside line)

E-mail example@email.com

TENIX-ID

ATSC ID

DSC-ID Reg. Info. Enter information of the person who uses the ID.

First Name

Last Name

Original Company Name Press select to find your company.

Department(1st level)

Telephone number(Outside line)

Fax number(Outside line)

E-mail example@email.com

TENIX-ID

ATSC ID

Document name	【Supplier】Application for new DSC-ID registration	Update	2019/8/4
Function name	1).Supplier : New registration of DSC-ID	Version	Ver.1.1

4. "Select a company." is displayed.

Input the company name that contractor belong to into "Company name".

Application of new DSC-ID registration

DSC-ID Reg. Info. Enter information of the person who uses the ID.

First Name

Select a company.

Select a company name  
Enter a company name and choose the official company name from the company list shown below, and click the [Select] button.

Company Name

※ If the company you are applying is not shown in the company list, it may not be registered yet. In that case, press the button below to enter the company name directly in the input screen.  
Do not abbreviate the company name, but enter the correct, official company name.

Enter data directly in the input screen

Copyright © 2017 DENSO CORPORATION. All rights reserved.

Select a company.

Select a company name  
Enter a company name and choose the official company name from the company list shown below, and click the [Select] button.

Company Name

※ If the company you are applying is not shown in the company list, it may not be registered yet. In that case, press the button below to enter the company name directly in the input screen.  
Do not abbreviate the company name, but enter the correct, official company name.

Enter data directly in the input screen

Document name	【Supplier】Application for new DSC-ID registration	Update	2019/8/4
Function name	1).Supplier : New registration of DSC-ID	Version	Ver.1.1

5.The company name of the selection candidate is displayed.  
Click "Select" on the left side of your position company.

Select a company.

Select a company name  
Enter a company name and choose the official company name from the company list shown below, and click the [Select] button.

Company Name

CTC System Management Corporation

※ If the company you are applying is not shown in the company list, it may not be registered yet. In that case, press the button below to enter the company name directly in the input screen.  
Do not abbreviate the company name, but enter the correct, official company name.

6.Move to "DSC-ID Reg.Info." screen.

The company name that you selected is input into "Original Company Name".

Application of new DSC-ID registration

**DSC-ID Reg.Info.** Enter information of the person who uses the ID.

First Name

Last Name

**Original Company Name**

Department(1st level)

Telephone number(Outside line)

Fax number(Outside line)

E-mail

TENDX-ID

ATSC ID

Document name	【Supplier】Application for new DSC-ID registration	Update	2019/8/4
Function name	1).Supplier : New registration of DSC-ID	Version	Ver.1.1

When the company name that supplier belongs to is not displayed by "Company name", Click "Enter data directly in the input screen".

Move to "DSC-ID Reg.Info."

\*\* When a company name is directly input, DSC-ID is not published on the same day. It takes up to 1 week.

The screenshot shows a dialog box titled "Select a company." with a search bar containing "CTC" and a list of results including "CTC System Management Corporation". A callout box points to a button labeled "Enter data directly in the input screen" and contains the following text:

※ If the company you are applying is not shown in the company list, it may not be registered yet. In that case, press the button below to enter the company name directly in the input screen. Do not abbreviate the company name, but enter the correct, official company name.

Directly input the company name that "supplier" belongs to in "Original Company Name".

The screenshot shows the "DSC-ID Reg.Info." form with the following fields:

- First Name: ICHITAROU
- Last Name: DENSOU
- Original Company Name: (Empty field, highlighted with a red box)
- Department(1st level): (Empty field)



Document name	【Supplier】Application for new DSC-ID registration	Update	2019/8/4
Function name	1).Supplier : New registration of DSC-ID	Version	Ver.1.1

7.Input "Telephone number(Outside line)" and your available email address into "E-mail".  
 Input the information which is as needed.

### Application of new DSC-ID registration

 DSC-ID Reg.Info. Enter information of the person who uses the ID.

First Name	ICHITAROU
Last Name	DENSOU
Original Company Name	ration <span style="float: right; border: 1px solid #ccc; padding: 2px 5px; font-size: 0.8em;">select</span>
Department(1st level)	
Telephone number(Outside line)	999-9999-9999
Fax number(Outside line)	
E mail	v@jp.denso.com
TENIX-ID	
ATSC ID	

Document name	【Supplier】Application for new DSC-ID registration	Update	2019/8/4
Function name	1).Supplier : New registration of DSC-ID	Version	Ver.1.1

8. If you have “M 365 authentication account information”, enter it.

Click Select next to the “M 365 authentication account information” field.

You can check which M 365 accounts you can register from the link on the application screen.

\*If you do not have one, go to the next section, “Application Information”, and enter the ID expiration date.

**Application of new DSC-ID registration**

**DSC-ID Reg. Info.** Enter information of the person who uses the ID.

First Name: ICHITAROU  
 Last Name: DENSO  
 Original Company Name: NS Solutions Corporation [select]  
 Department(1st level):  
 Telephone number(Outside line):  
 Fax number(Outside line):  
 E-mail: \*\*\*\*\*@jp.denso.com  
 TENIX-ID:  
 ATSC ID:

**Information about the account for O365 authentication**

Please refer to the following link for the account for O365 authentication that can be registered.  
[DSC-ID HP](#)  
 Account for O365 authentication [Please register from the registration button.] [Register]

**Application information** Enter the ID user's supervisor's information. The contents of application will be sent to the supervisor.

ID expiration date (available to set a date within a year): \*\*\*\*-\*\*-\*\*-dd  
 Name of your supervisor:  
 E-mail address of your supervisor: example@email.com  
 If the e-mail address domains (after @) of yours and your supervisor's are different, specify the reason.  
 Memo (optional):

**Information about the account for M365 authentication**

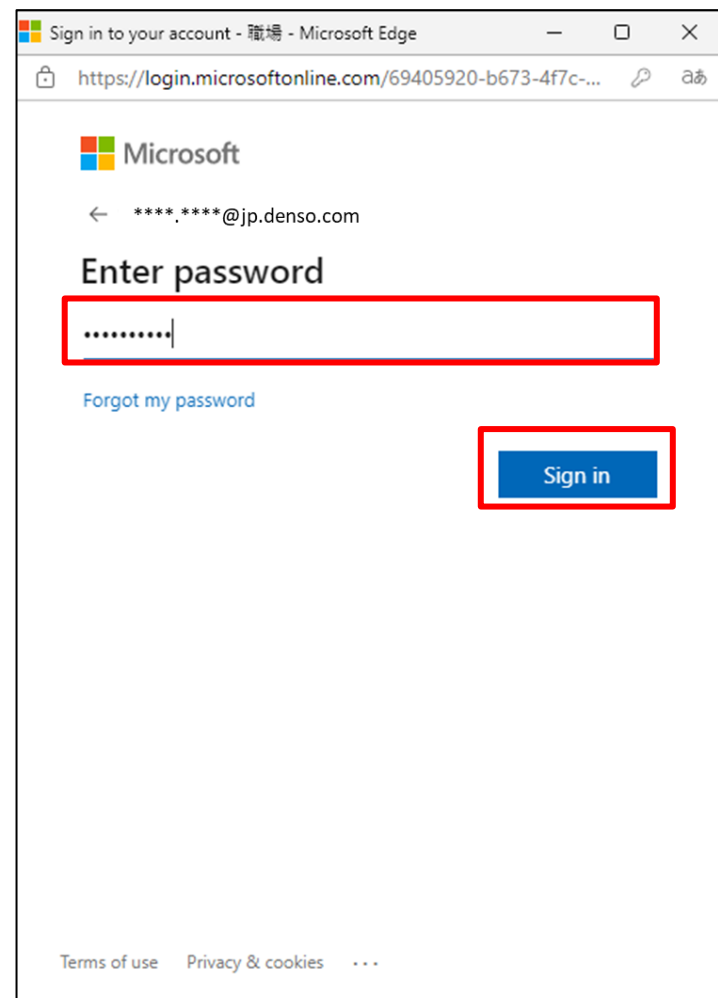

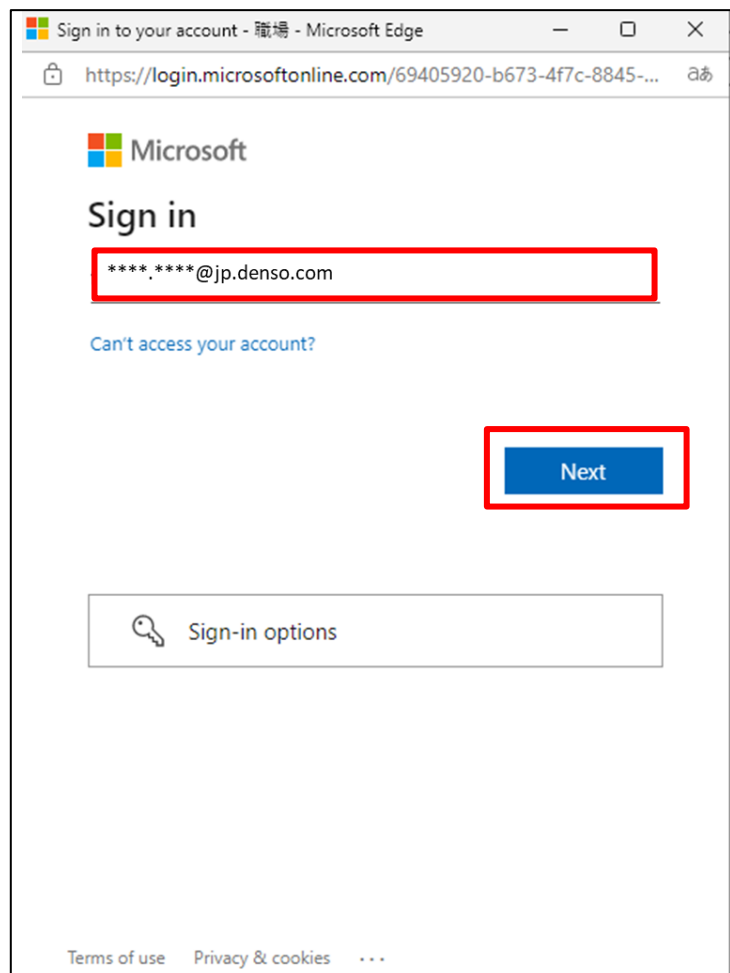
Please refer to the following link for the account for M365 authentication that can be registered.  
[DSC-ID HP](#)  
 Account for M365 authentication [Please register from the registration button.] [Register]

Document name	【Supplier】Application for new DSC-ID registration	Update	2019/8/4
Function name	1).Supplier : New registration of DSC-ID	Version	Ver.1.1

9. The "Sign In" screen appears.

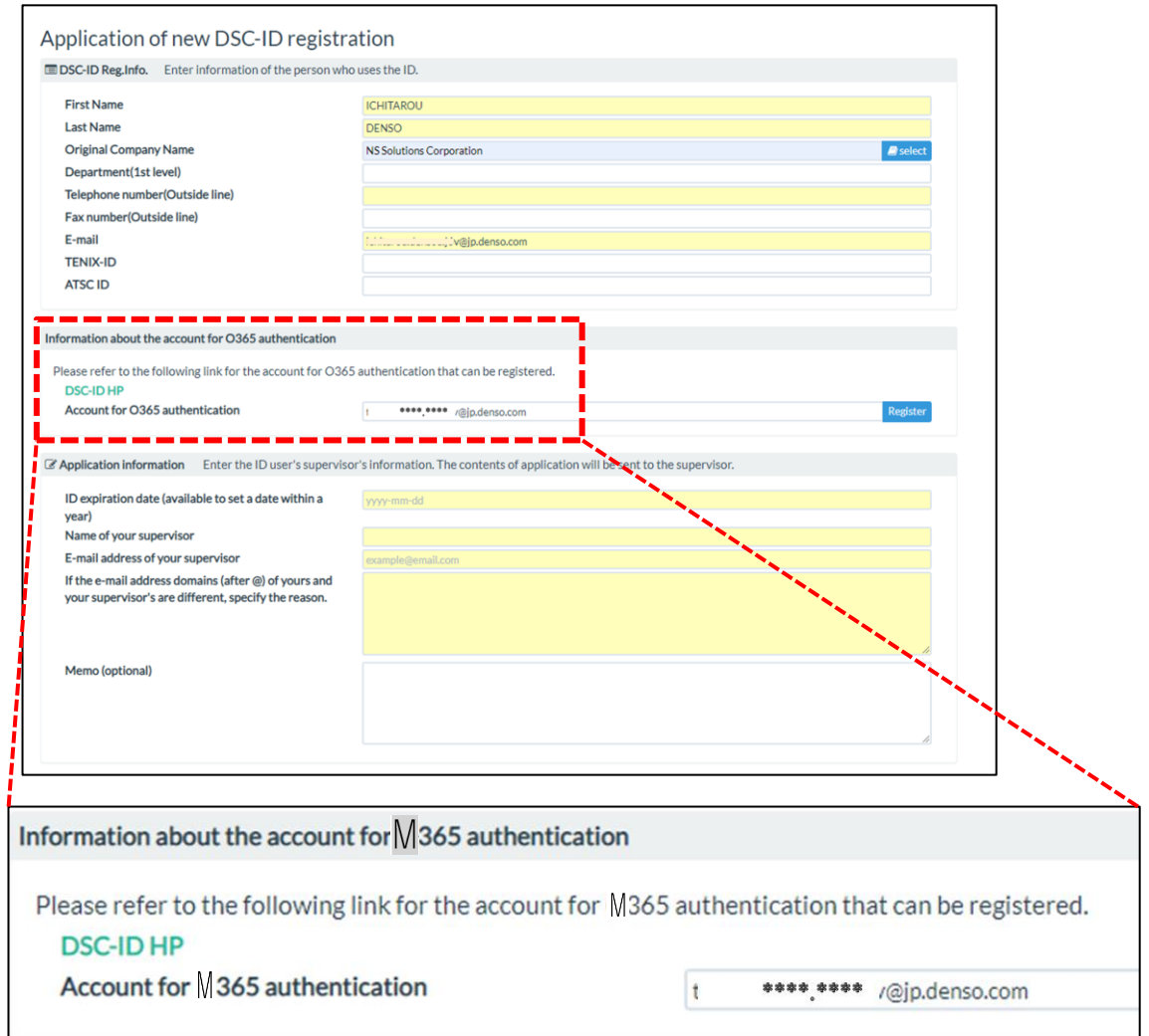
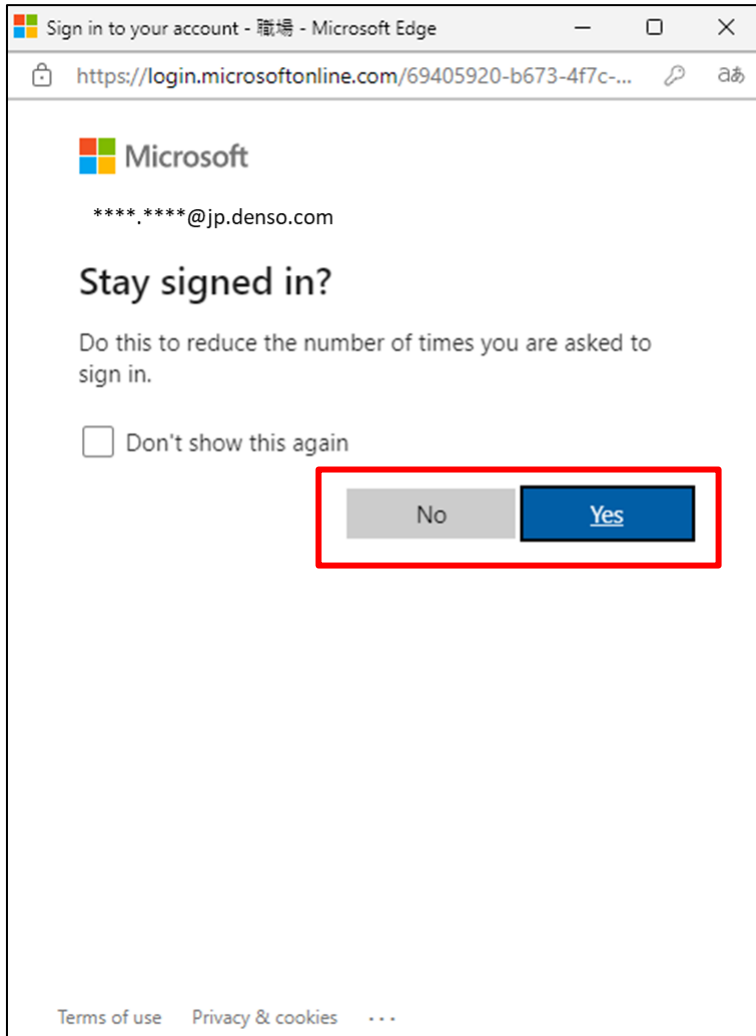
Enter the account for "M 365 Authentication Account" in the input field and click "Next".

When you are prompted for the password, enter the password for the M 365 authentication account you entered.



Document name	【Supplier】Application for new DSC-ID registration	Update	2019/8/4
Function name	1).Supplier : New registration of DSC-ID	Version	Ver.1.1

10. If authentication is successful, “Stay signed in?” is displayed.  
Click “No” or “Yes” to return to the “DSC-ID New Registration Application” screen.  
Confirm that an account is entered in the “M 365 authentication account” field.



Document name	【Supplier】Application for new DSC-ID registration	Update	2019/8/4
Function name	1).Supplier : New registration of DSC-ID	Version	Ver.1.1

11. Click "ID expiration date (available to set a date within a year)" of "application information".

### Application of new DSC-ID registration

DSC-ID Reg.Info. Enter information of the person who uses the ID.

First Name: ICHITAROU

Last Name: DENSOU

Original Company Name:  oration select

Department(1st level):

Telephone number(Outside line): 999-9999-9999

Fax number(Outside line):

E-mail: i  @jp.denso.com

TENIX-ID:

ATSC ID:

Information about the account for O365 authentication

Please refer to the following link for the account for O365 authentication that can be registered.

[DSC-ID HP](#)

Account for O365 authentication:  Please register from the registration button. Register

Application information. Enter the ID user's supervisor's information. The contents of application will be sent to the supervisor.

ID expiration date (available to set a date within a year):  yyyy-mm-dd

Name of your supervisor:

E-mail address of your supervisor: example@email.com

If the e-mail address domains (after @) of yours and your supervisor's are different, specify the reason.

Memo (optional):

Document name	【Supplier】Application for new DSC-ID registration	Update	2019/8/4
Function name	1).Supplier : New registration of DSC-ID	Version	Ver.1.1

12. Calendar is displayed.  
Click effective period of DSC-ID.

**Application information** Enter the ID user's supervisor's information. The contents of application will be sent to the supervisor.

**ID expiration date (available to set a date within a year)**

**Name of your supervisor**

**E-mail address of your supervisor**

**If the e-mail address domains (after @) of yours and your supervisor's are different, specify the reason.**

**Memo (optional)**



13. The date that you selected with "ID expiration date (available to set a date within a year)".

**Application information** Enter the ID user's supervisor's information. The contents of application will be sent to the supervisor.

**ID expiration date (available to set a date within a year)**

**Name of your supervisor**

**E-mail address of your supervisor**

**If the e-mail address domains (after @) of yours and your supervisor's are different, specify the reason.**

Document name	【Supplier】Application for new DSC-ID registration	Update	2019/8/4
Function name	1).Supplier : New registration of DSC-ID	Version	Ver.1.1

14.Input "Name of your supervisor" and "E-mail address of your supervisor".

**Application information** Enter the ID user's supervisor's information. The contents of application will be sent to the supervisor.

ID expiration date (available to set a date within a year) 2019-01-14

**Name of your supervisor** TAROU GYOUSYA

**E-mail address of your supervisor** taro.gyousya@denso.co.jp

If the e-mail address domains (after @) of yours and your supervisor's are different, specify the reason.

15.If the e-mail address domains (after @) of Supplier's and your supervisor's are same, "If the e-mail address domains (after @) of yours and your supervisor's . . ." becomes unable to input. Click "Apply" in the same status.

E-mail TENIX-ID ATSC ID

Information about the account for O365 authentication

Please refer to the following link for the account for O365 authentication that can be registered.  
DSC-ID HP Account for O365 authentication Please register from the registration button. Register

**Application information** Enter the ID user's supervisor's information. The contents of application will be sent to the supervisor.

ID expiration date (available to set a date within a year) 2022-04-22

**Name of your supervisor** TAROU GYOUSYA

**E-mail address of your supervisor** taro.gyousya@denso.co.jp

If the e-mail address domains (after @) of yours and your supervisor's are different, specify the reason.

Memo (optional)

Information such as the name, affiliation, and contact details that you applied for will be used for the purpose of ID registration / management and user authentication / management / operation of the system that uses this ID. We will take thorough information security measures and manage confidentiality to prevent information leakage and unauthorized use.

Close

Document name	【Supplier】Application for new DSC-ID registration	Update	2019/8/4
Function name	1).Supplier : New registration of DSC-ID	Version	Ver.1.1

If the e-mail address domains (after @) of Supplier's and your supervisor's are different,  
 "If the e-mail address domains (after @) of yours and your supervisor's . . ." becomes the required input.

The screenshot shows a registration form with the following fields and values:

- E-mail: [redacted]@jp.denso.com
- TENIX-ID: [redacted]
- ATSC ID: [redacted]
- Information about the account for O365 authentication:
  - Please refer to the following link for the account for O365 authentication that can be registered.
  - DSC-ID HP
  - Account for O365 authentication: [redacted] Please register from the registration button. [Register]
- Application information: Enter the ID user's supervisor's information. The contents of application will be sent to the supervisor.
  - ID expiration date (available to set a date within a year): 2022-04-22
  - Name of your supervisor: TAROU GYOUSYA
  - E-mail address of your supervisor: [redacted]7v@denso.co.jp
  - If the e-mail address domains (after @) of yours and your supervisor's are different, specify the reason. [redacted]

A domain describes different reason in the "If the e-mail address domains (after @) of yours and your supervisor's . . ." column and clicks "Apply".

The screenshot shows the "Application information" section of the registration form with the following fields and values:

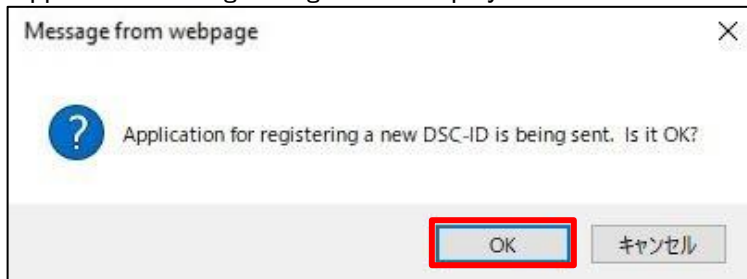
- Application information: Enter the ID user's supervisor's information. The contents of application will be sent to the supervisor.
- ID expiration date (available to set a date within a year): 2019-01-14
- Name of your supervisor: TAROU GYOUSYA
- E-mail address of your supervisor: [redacted]@dnitsol.com
- If the e-mail address domains (after @) of yours and your supervisor's are different, specify the reason. the first user in our company.
- Memo (optional): [redacted]

At the bottom left, there is a blue "Apply" button and a grey "Close" button.



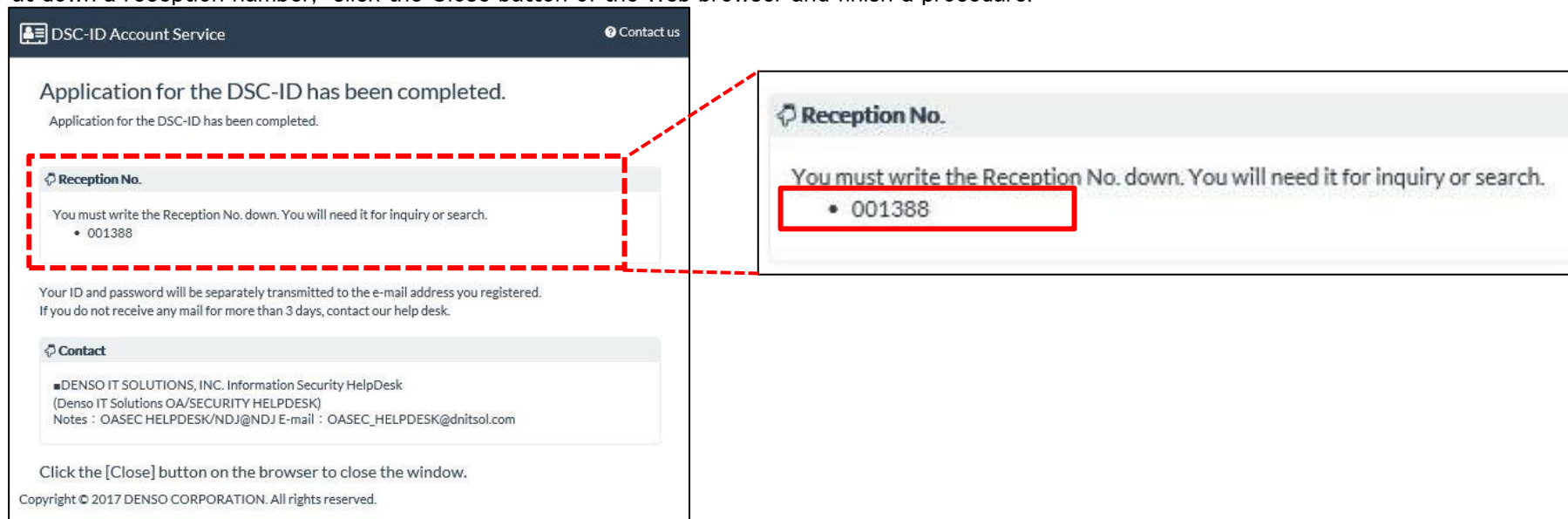
Document name	【Supplier】Application for new DSC-ID registration	Update	2019/8/4
Function name	1).Supplier : New registration of DSC-ID	Version	Ver.1.1

16. "Application for registering . . ." is displayed. Click "OK".



17. "Application for the DSC-ID has been completed." is displayed.

Put down a reception number, click the Close button of the Web browser and finish a procedure.



Document name	【Supplier】Application for new DSC-ID registration	Update	2019/8/4
Function name	2).Supplier and Supervisor : The completion email reception	Version	Ver.1.1

## 【Supplier】Application for new DSC-ID registration

### [Flow of the procedure]

#### 1).Supplier : New registration of DSC-ID

Supplier applies for the new DSC-ID registration from DSC-ID Account Service.

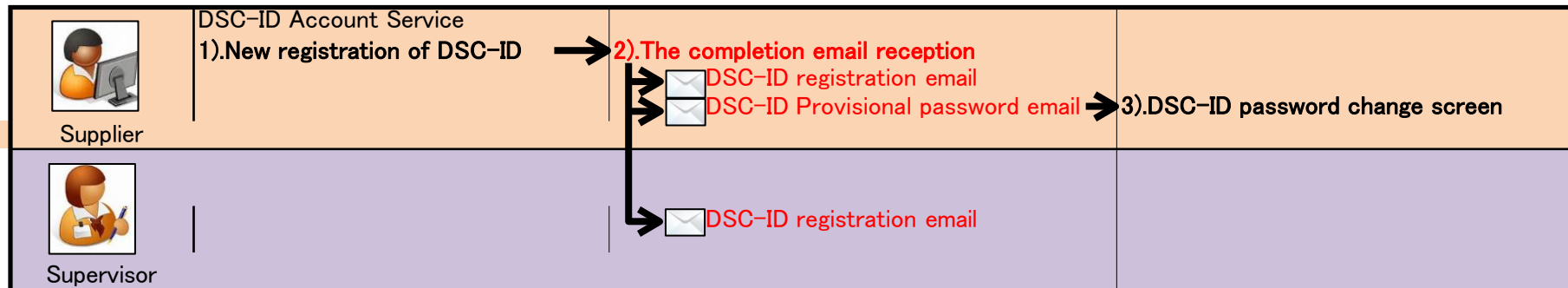
#### 2).Supplier and Supervisor : The completion email reception

Completion email of the DSC-ID registration reaches Supplier and Supervisor.

Simultaneously, Provisional password email reaches Supplier.

#### 3).Supplier : Provisional password change

Access the "DSC-ID password change" URL described in the email text. Change provisional password to arbitrary password.



Document name	【Supplier】Application for new DSC-ID registration	Update	2019/8/4
Function name	2).Supplier and Supervisor : The completion email reception	Version	Ver.1.1

## 2).Supplier and Supervisor : The completion email reception

1. "Registration has been completed." email and "Notification of your provisional password" email reaches "Supplier".

\* "Registration has been completed." email to "Supplier"

<Japanese> \*English is below.

あなたのDSC-IDが登録されました。

-----

あなたのDSC-ID：8107910218AA（申請番号：000847）  
 会社名：dummy81079      利用者名：DENSOU ICHITAROU

-----

別メールにて仮パスワードを連絡します。  
 登録内容はアカウントサービス（下記URL）で確認できます。  
<https://account.dir.globaldenso.com/dscid/WA0001dInfoDisp/initExt.do>

<English>

**Registration of your DSC-ID has been completed.**

-----

Your DSC-ID:8107910218AA    Application No.:000000000000000000847  
 Company name:dummy81079    User name:ICHITAROU DENSOU

-----

We will send you a provisional password in a separate e-mail.  
 You can see your registration details in the Account Service (URL below).  
<https://account.dir.globaldenso.com/dscid/WA0001dInfoDisp/initExt.do>

\* "Notification of your provisional password" email to "Supplier"

<Japanese> \*English is below.

あなたのDSC-IDの仮パスワードを連絡します。（IDは別メールで通知します。）

-----

あなたの仮パスワード：gd75LEm5

-----

仮パスワードはご利用前にご自身で変更していただく必要があります。  
 下記URLより仮パスワードを変更してください。  
<https://dscpwch.dir.globaldenso.com/chngpwd.htm>

<English>

**The following is your provisional password. (ID will be sent separately.)**

-----

Your provisional password:gd75LEm5

-----

The provisional password must be changed by yourself before using the DSC-ID.  
 Change the password from the URL below.  
<https://dscpwch.dir.globaldenso.com/chngpwd.htm>

2. "DSC-ID registration completion" email to "Supervisor".

<Japanese> \*English is below.

あなたを管理者に指定したDSC-ID申請の処置が完了しました。

-----

申請種類：新規登録申請  
 DSC-ID：8107910218AA（申請番号：000847）  
 会社名：dummy81079      利用者名：DENSOU ICHITAROU

-----

上記内容にお心あたりがない場合は、お手数ですがメール下部の問い合わせ先までご連絡をお願いいたします。

<English>

**The DSC-ID application which you supervise, has been completed.**

-----

Application type:Registration  
 DSC-ID:8107910218AA    Application No.:000847  
 Company name:dummy81079    User name:ICHITAROU DENSOU

-----

If you are not the intended recipient of this message,  
 please contact us by e-mail or phone at the following.

Document name	【Supplier】Application for new DSC-ID registration	Update	2019/8/4
Function name	3).Supplier : Provisional password change	Version	Ver.1.1

## 【Supplier】Application for new DSC-ID registration

### [Flow of the procedure]

#### 1).Supplier : New registration of DSC-ID

Supplier applies for the new DSC-ID registration from DSC-ID Account Service.

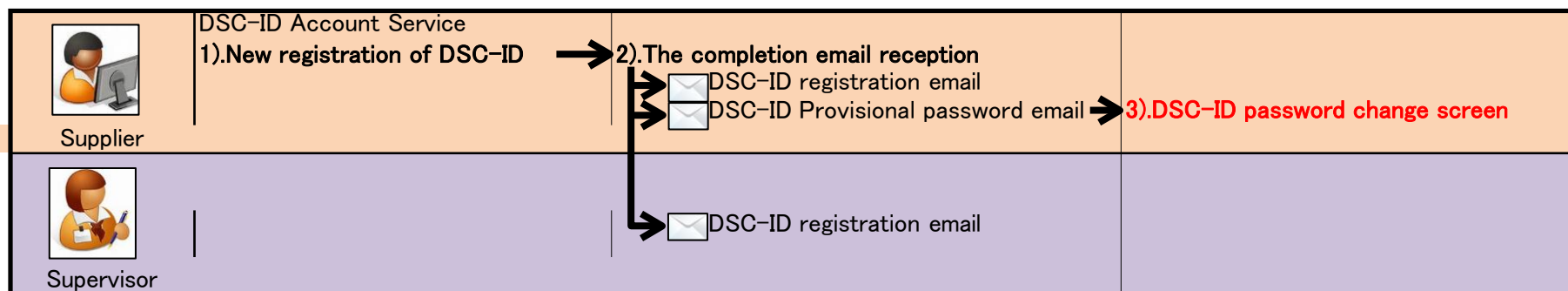
#### 2).Supplier and Supervisor : The completion email reception

Completion email of the DSC-ID registration reaches Supplier and Supervisor.

Simultaneously, Provisional password email reaches Supplier.

#### 3).Supplier : Provisional password change

Access the "DSC-ID password change" URL described in the email text. Change provisional password to arbitrary password.



Document name	【Supplier】Application for new DSC-ID registration	Update	2019/8/4
Function name	3).Supplier : Provisional password change	Version	Ver.1.1

### 3).Supplier : Provisional password change

- 1.When a registration of DSC-ID is completed, "Notification of your provisional password" email reaches.  
Click the URL in "Notification of your provisional password" email.

<Japanese> \*English is below.

あなたのDSC-IDの仮パスワードを連絡します。(IDは別メールで通知します。)

-----  
あなたの仮パスワード：gd75LEm5  
-----

仮パスワードはご利用前にご自身で変更していただく必要があります。

下記URLより仮パスワードを変更してください。

<https://dscpwch.dir.globaldenso.com/chngpwd.htm>

<English>

The following is your provisional password. (ID will be sent separately.)

-----  
Your provisional password:gd75LEm5  
-----

The provisional password must be changed by yourself before using the DSC-ID.  
Change the password from the URL below.

<https://dscpwch.dir.globaldenso.com/chngpwd.htm>

Document name	【Supplier】Application for new DSC-ID registration	Update	2019/8/4
Function name	3.Supplier : Provisional password change	Version	Ver.1.1

2. "DSC-ID Password Change" is displayed.

Input provisional password listed in "Notification of your provisional password" email into "Current Password".  
 Input a new password into "New Password" and click "Change Password".

**\*\* Input a new password according to the password rule of the consideration.**

**DSC-ID Password Change** 日本語

If you forget your current password, please apply password resetting with [DSC-ID Password Reset system](#).

DSC-ID:

Current Password:

New Password:

Reconfirm Password:

Close

**Cautions when changing DSC-ID password**

- The password must be at least 8 characters long (max 19)
- Contains at least 3 of the following 4 character groups:
  - half-width number
  - half-width uppercase alphabetic character
  - half-width lowercase alphabetic character
  - half-width symbol [!#\$%&+,-./:<>?@[]\_`~"]
- Past 5 passwords cannot be used.

\*\*\*\*\*  
 DENSO IT SOLUTIONS, INC. DSC-ID Inquiry Support  
 e-mail: [ditr-askspcrt@pdenso.com](mailto:ditr-askspcrt@pdenso.com)  
 \*\*\*\*\*

DSC-ID: 810791021 8AA

Current Password: .....

New Password: .....

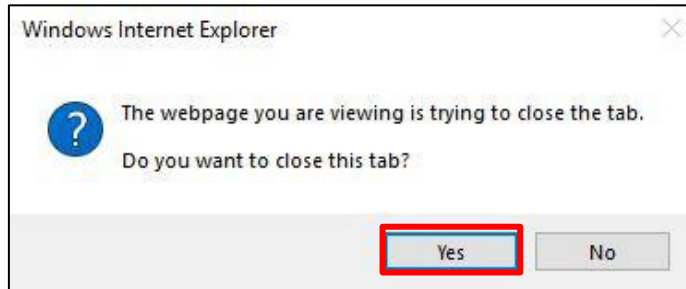
Reconfirm Password: .....

3. "Your password was successfully changed" is displayed. Click "Close".

**Your password was successfully changed**

<i>Document name</i>	【Supplier】Application for new DSC-ID registration	<i>Update</i>	2019/8/4
<i>Function name</i>	3).Supplier : Provisional password change	<i>Version</i>	Ver.1.1

4. "Do you want to close this tab?" is displayed. Click "Yes".



5. Procedure was finished.

Please "Log in" in DSC-ID and a password according to a procedure of use.