

Document name	【Supplier】 DSC-ID information change application	Update	2023/3/10
Function name	Contents	Version	Ver.1.2

【Supplier】 DSC-ID information change application

*If there is a change in registered contents of DSC-ID (such as "E-mail"), apply for change.

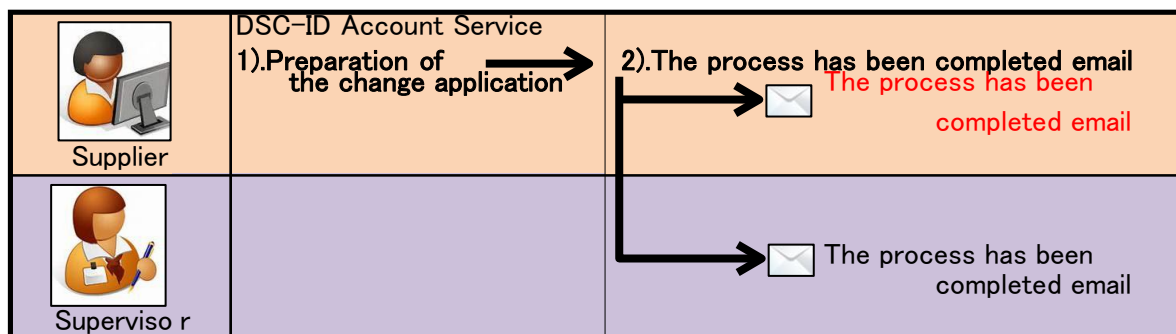
[Flow of the procedure]

1).Supplier : Preparation of the change application (2P)

Do a change procedure by DSC-ID Account Service.

2).Supplier and Supervisor : The process has been completed email (9P)

After change application completion, a completion email is sent by DSC-ID Account Service.



Document name	【Supplier】 DSC-ID information change application	Update	2023/3/10
Function name	1).Supplier : Preparation of the change application	Version	Ver.1.2

【Supplier】 DSC-ID information change application

*If there is a change in registered contents of DSC-ID (such as "E-mail"), apply for change.

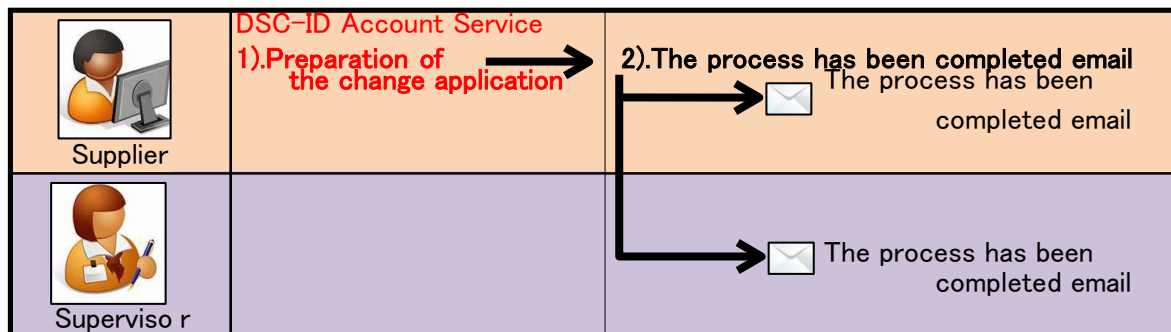
[Flow of the procedure]

1).Supplier : Preparation of the change application

Do a change procedure by DSC-ID Account Service.

2).Supplier and Supervisor : The process has been completed email

After change application completion, a completion email is sent by DSC-ID Account Service.



Document name	【Supplier】DSC-ID information change application	Update	2023/3/10
Function name	1).Supplier : Preparation of the change application	Version	Ver.1.2

1).Supplier : Preparation of the change application

1.Access "DSC-ID Account Service" by Web browser.

2."DSC-ID Account Service" is displayed.

Input "DSC-ID" and password. Click "Log in".

The image shows two screenshots of the DSC-ID Account Service login page. The left screenshot shows the full page with a red dashed box highlighting the login form. The right screenshot is a zoomed-in view of the login form with a red solid box around the input fields.

DSC-ID アカウントサービス
DSC-ID Account Service

Please log in...

DSC-ID
DSC-ID

PASSWORD
password

LANGUAGE
Japanese

Log in

add to favorite

[How to log in]
Please input your 'DSC-ID' and 'PASSWORD', and click 'login' button.

- For acquiring the DSC-ID & modifying the attribute: [link](#)
- For changing the password: [link](#)
- Forgetting your password - Unlock your password: [link](#)

[ログイン方法]
DSC-ID(会社コード別所(各社の従業員番号))

- DSC-IDを取得・属性変更したい方: [link](#)
- パスワードを変更したい方: [link](#)
- パスワードを忘れた方・パスワードロックを解除したい方: [link](#)

[Supported Browsers]

- Internet Explorer 11 (Windows)
- Safari (iOS 11 or later)
- Chrome (Android 7 or later)

[動作保証環境]

- Internet Explorer 11
- iOS 11以上のSafari
- Android 7以上のChrome

[Contact Information]
DENSO IT SOLUTIONS, INC. System Development Management Dept.

- Reception time: DNJP working days 8:40 - 19:10 (JST)
- E-mail: DIR-ASK SPRT@jp.denso.com

[お問い合わせ先]
(株)デンソーITソリューションズシステム開発統括部

- 受付時間: DNJP稼働日 8:40~19:10 (JST)
- E-mail: DIR-ASK SPRT@jp.denso.com

DSC-ID アカウントサービス
DSC-ID Account Service

Please log in...

DSC-ID
8107910218AA

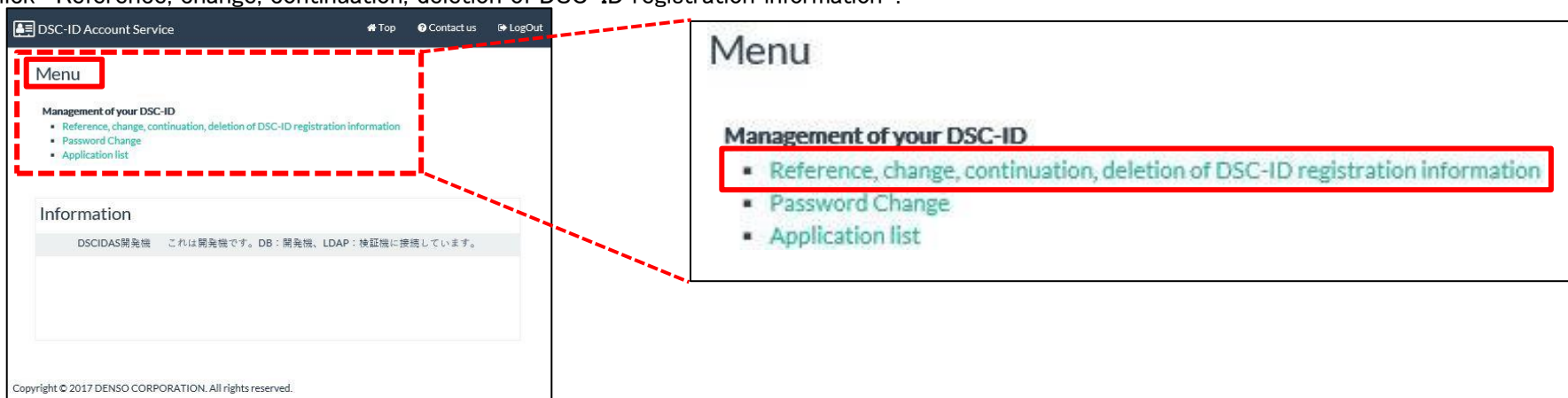
PASSWORD
.....

LANGUAGE
English

Log in

Document name	【Supplier】 DSC-ID information change application	Update	2023/3/10
Function name	1).Supplier : Preparation of the change application	Version	Ver.1.2

3. "Menu" of "DSC-ID Account Service" is displayed.
 Click "Reference, change, continuation, deletion of DSC-ID registration information".



4. The "DSC-ID Reg.Info" is displayed.
 Click "Apply for change".



Document name	【Supplier】 DSC-ID information change application	Update	2023/3/10
Function name	1).Supplier : Preparation of the change application	Version	Ver.1.2

5. "Application for updating the DSC-ID Reg.Info." is displayed.
Change correctable information of "DSC-ID Reg.Info." as need.

Application for updating the DSC-ID Reg.Info.

☰ DSC-ID Reg.Info. Enter the updated data in the item to be changed.

DSC-ID	8167410846AA
First Name	ICHITAROU
Last Name	DENSOU
Original Company Name	ration
Current Company Name	ration
Department(1st level)	
Job type	Employee
Telephone number(Outside line)	999-9999-9999
Fax number(Outside line)	
E-mail	i 7v@jp.denso.com
TENIX-ID	
ATSC ID	

Document name	【Supplier】 DSC-ID information change application	Update	2023/3/10
Function name	1).Supplier : Preparation of the change application	Version	Ver.1.2

- After change completion, move to "Application information".
- Click an entry field of "Effective Date(JST)" in "Application information".

Application information Enter the date when you wish to reflect this change, and the e-mail address of your supervisor.

Effective Date(JST) (from this date the change is effective) 2019-01-14

Name of your supervisor

E-mail address of your supervisor example@email.com

If the e-mail address domains (after @) of yours and your supervisor's are different, specify the reason.)

Comment(Optional)

Apply

- "Calendar" is displayed. Click change day.

Application information Enter the date when you wish to reflect this change, and the e-mail address of your supervisor.

Effective Date(JST) (from this date the change is effective) 2019-01-14

Name of your supervisor

E-mail address of your supervisor

If the e-mail address domains (after @) of yours and your supervisor's are different, specify the reason.)

Comment(Optional)

Apply

January 2019

Su	Mo	Tu	We	Th	Fr	Sa
		1	2	3	4	5
6	7	8	9	10	11	12
13	14	15	16	17	18	19
20	21	22	23	24	25	26
27	28	29	30	31		

Today Close

<i>Document name</i>	【Supplier】DSC-ID information change application	<i>Update</i>	2023/3/10
<i>Function name</i>	1).Supplier : Preparation of the change application	<i>Version</i>	Ver.1.2

8.The date that you selected with “Calendar” was set in “Effective date (JST)”.

Input name of “Supervisor” into “Name of your supervisor” field.

Input email address of “Supervisor” into “E-mail address of an employee who sends an application for change” field.

Application information Enter the date when you wish to reflect this change, and the e-mail address of your supervisor.

Effective Date(JST) (from this date the change is effective)	2019-01-15
Name of your supervisor	TAROU GYOUSYA
E-mail address of your supervisor@denso.co.jp
If the e-mail address domains (after @) of yours and your supervisor's are different, specify the reason.)	
Comment(Optional)	

9.“Application for update is being sent. . . .” is displayed. Click “OK”.

Message from webpage ×

Application for update is being sent. Is it OK?

Document name	【Supplier】 DSC-ID information change application	Update	2023/3/10
Function name	1).Supplier : Preparation of the change application	Version	Ver.1.2

10. Move to "DSC-ID Reg.Info.", "Reception No." is displayed in "DSC-ID Reg.Info.". Click "LogOut".

The screenshot shows the 'DSC-ID Account Service' web interface. At the top right, there are links for 'Top', 'Contact us', and 'LogOut'. The main content area features a blue banner with the message: 'Updating request for DSC-ID information has been sent (Reception No.: 000853)'. Below this, there is a section for 'DSC-ID Reg.Info.' with buttons for 'Applying for change', 'Apply for change', and 'Apply for delete'. A table displays the user's registration details:

DSC-ID	8107910218AA
First Name	ICHITAROU
Last Name	DENSOU
Original Company Name	
Current Company Name	
Department(1st level)	
Job type	Employee
Telephone number(Outside line)	999-9999-9999
Fax number(Outside line)	
E-mail	@denso.co.jp
TENIX-ID	
ATSC ID	
Account expiration date(JST)	2019-01-15
Password expiration date(JST)	2019-04-14

At the bottom of the page, it states: 'Copyright © 2017 DENSO CORPORATION. All rights reserved.'

Document name	【Supplier】 DSC-ID information change application	Update	2023/3/10
Function name	2).Supplier and Supervisor : Preparation of the change application	Version	Ver.1.2

【Supplier】 DSC-ID information change application

*If there is a change in registered contents of DSC-ID (such as "E-mail"), apply for change.

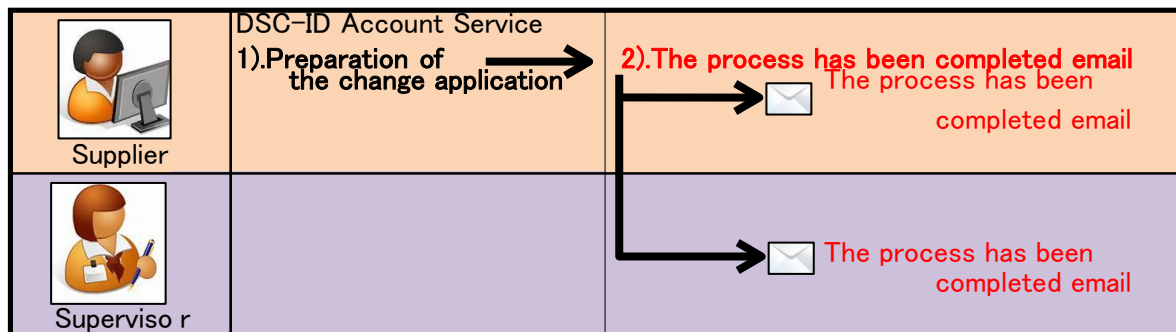
[Flow of the procedure]

1).Supplier : Preparation of the change application

Do a change procedure by DSC-ID Account Service.

2).Supplier and Supervisor : The process has been completed email

After change application completion, a completion email is sent by DSC-ID Account Service.



Document name	【Supplier】DSC-ID information change application	Update	2023/3/10
Function name	2).Supplier and Supervisor : Preparation of the change application	Version	Ver.1.2

2).Supplier and Supervisor : Preparation of the change application

When the day when you set it on "Effective date (JST)" of "Application information",
"The process has been completed," email reaches "Supplier" and "Supervisor".

*Email to "Supplier"

<Japanese> *English is below.
下記DSC-ID申請の処置が完了しました。

申請種類：登録情報変更申請
DSC-ID：8107910156AA (申請番号：000672)
会社名：C T Cテクノロジー株式会社 利用者名：業者 次郎

ご自身のIDの登録情報や申請状況はアカウントサービス（下記URL）から確認いただけます。
<https://account.dir.globaldenso.com/dscid/login.do>

<English>
The following DSC-ID application has been completed.

Application type:Update
DSC-ID:8107910156AA Application No.:000672
Company name: dummy81079 User name:GYOUSYA JIROU

You can see your ID registration information or check your application status from the Account Service (URL below).
<https://account.dir.globaldenso.com/dscid/login.do>

*Email to "Supervisor"

<Japanese> *English is below.
あなたを管理者に指定したDSC-ID申請の処置が完了しました。

申請種類：登録情報変更申請
DSC-ID：8107910156AA (申請番号：000672)
会社名：C T Cテクノロジー株式会社 利用者名：業者 次郎

上記内容にお心あたりがない場合は、お手数ですがメール下部の問い合わせ先までご連絡をお願いいたします。

<English>
The DSC-ID application which you supervise, has been completed.

Application type:Update
DSC-ID:8107910156AA Application No.:000672
Company name:dummy81079 User name:GYOUSYA JIROU

If you are not the intended recipient of this message, please contact us by e-mail or phone at the following.